




Motorized Systems...



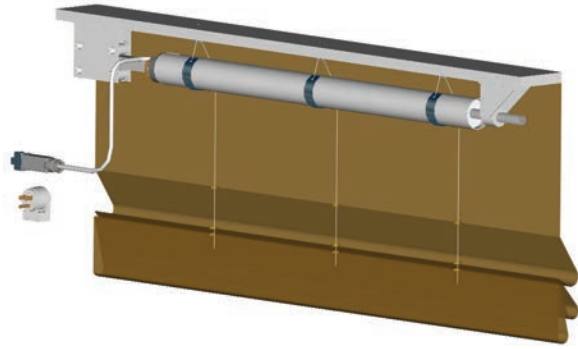
Levelift System



Lancaster & Associates
INCORPORATED

www.lancasterandassoc.com

Levelift Roman Shade System

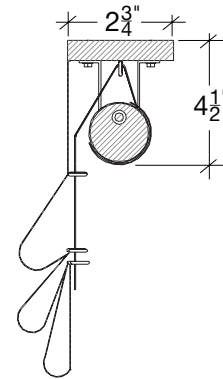


FEATURES

- Uses standard shade cord - no tapes or spools.
- Will lift extra wide, extra tall and multiple shades with one motor.
- Adapts to bay and bow shaped shades.
- Quiet, strong, dependable motors.

DESCRIPTION

A great solution for all Roman, Balloon, Austrian, Woven Wood and Grass-Weave shades. Provides a reliable quiet solution for even very large, very heavy shades. Supply COM shade on 2-3/4" headrail (minimum). Lancaster & Associates will fabricate and fit the motor system to the shade, do all the initial programming and limit setting for easy installation.



SYSTEM PARAMETERS

- Min. Width (Std. Motor) = 36"
- Min. Width (RTS Motor) = 48"
- Max. Width = 192"
- Max. Drop = 240"
- Max. Weight = 130 lbs. lift
- 110V AC Motors

CONTROL OPTIONS

- Line voltage switching (Standard Motor)
- Built-in RF control (RTS)
- Available infrared remote
- Can be interfaced with various home system protocols
- Quiet motor with RTS

APPLICATIONS



Roman Shades up to 16' wide



Large Bow Window Shades
(Austrian, Balloon)



Multiple Shades in Bay Window



Lancaster & Associates
I N C O R P O R A T E D

10910 Alder Circle • Dallas, TX 75238 • ph (214) 340-0359 • toll free (888) 258-1676
fax (214) 340-3108 • www.lancasterandassoc.com • email: info@lancasterandassoc.com